

# American Staple Side Laster Model AWSL-A



American & Schoen Machinery Company • 100 Cummings Center, Suite 140A, Beverly, MA 01915 U.S.A.  
(t) 978-524-0168, (e) [info@asm-schoen.com](mailto:info@asm-schoen.com), website [www.asm-schoen.com](http://www.asm-schoen.com)

*For parts and service, please contact*

**American & Schoen Machinery Company**


100 Cummings Center, Suite 140A

Beverly, MA 01915 U.S.A.

800.777.2762 • 978.524.0168 • [info@asm-schoen.com](mailto:info@asm-schoen.com)



SL-3596V  
Wire Guide  
Wheel Screw



**CAUTION**  
EYE PROTECTION  
REQUIRED

XH200E84 Beam Clamping Screw  
NL-29M2 Plate Nut  
WL-512T Washer

AWSL-12 Motor Mounting Plate

GIT-2113 Post  
GIT-2124 Locating Screw

ZWT-R903  
Last Spindle  
Stand

ZWT-R911  
Last Spindle

SL-8710V  
Last Spindle  
Screw

SL-2169V  
Low  
Bracket  
Screw

GIT-2017  
Machine Tool Box

American  
Schoen

54-556  
24V Light Module for 54-607


AWSL-37  
Double Foot  
Treadle Guard

54-944  
Double Foot Treadle

54-363  
Switching Diode

AWSL-A

Fig. 1



Inside Base

Figure 1.2

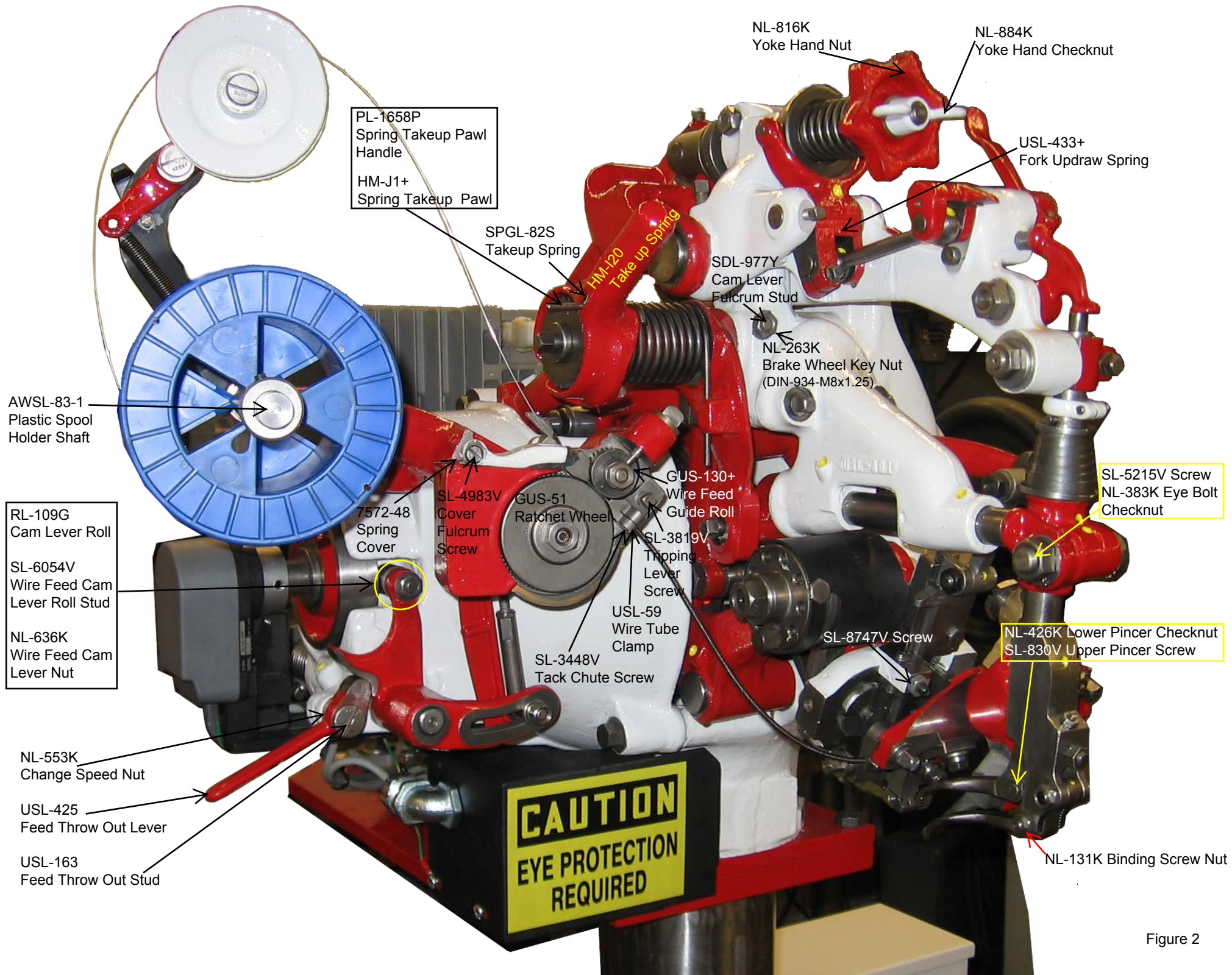



Figure 2



AWSL-83 Plastic Spool Holder KIT

NL-67K Rear Rod Checknut & WL-3008T Washer

HM-I20 Take Up Spring

USL-424 Wire Feed Cam Shaft

EAR & EYE PROTECTION REQUIRED WHEN OPERATING THIS MACHINE

GIT-2113 Post

USL-436 Updraw Spring Lever

USL-3012 Jaw Push Rod Tumbler

SL-4225V Push Rod Thumb Screw

USL-439 Pincer Bar Holder

SL-2206V Plate Clamping Screw

RL-485G Head Cover Dowel Button

60-279 Grease Fitting

SL-3215V Pincer Bar Bearing Stud

SPGL-1487S Anvil Lever Spring

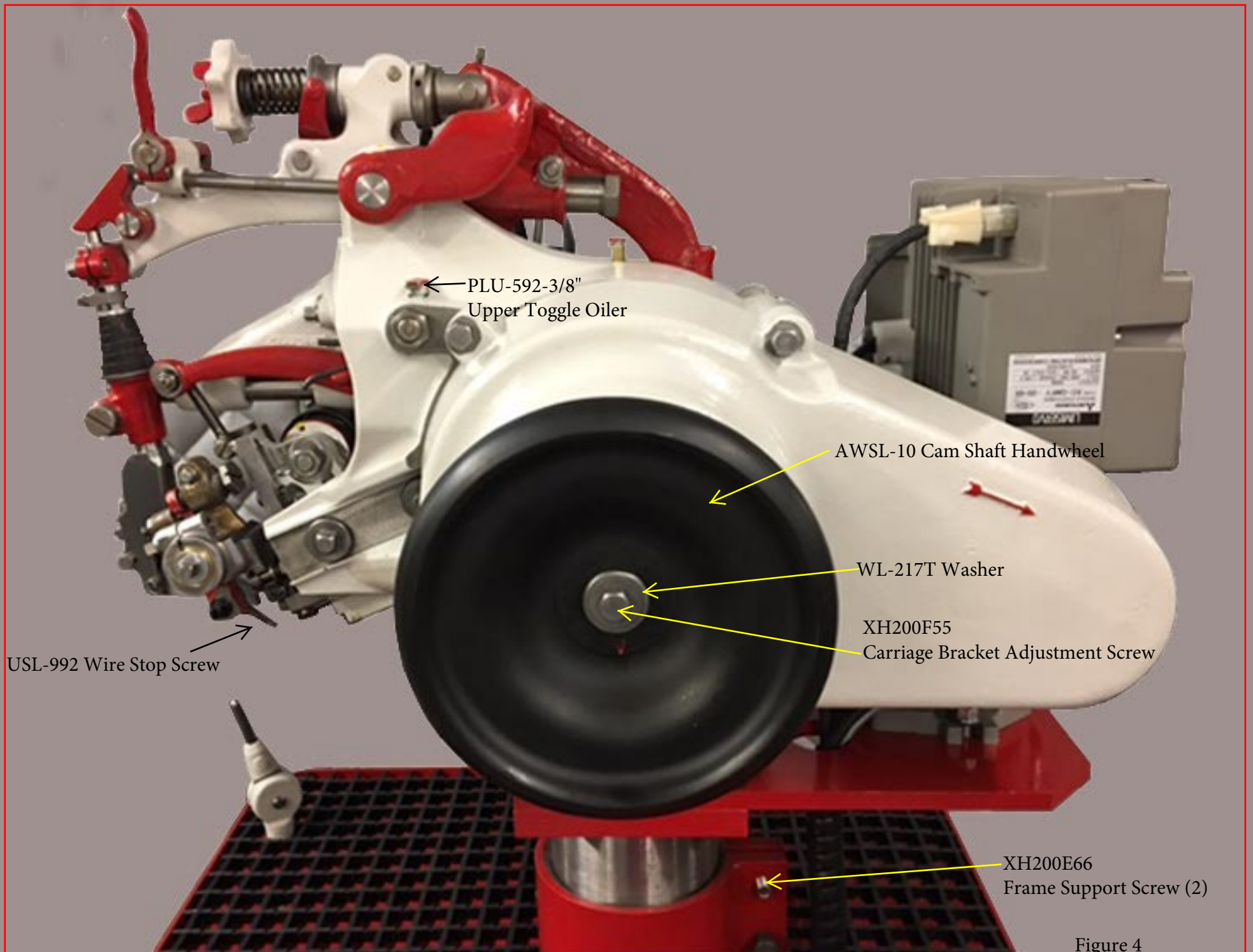
NL-263K Brake Wheel Key Nut

SL-3865V Anvil Lever Screw

SL-3489V Strap Clamping Screw

AWSL-12 Motor Mount Plate

Figure 3



USL-992 Wire Stop Screw

PLU-592-3/8"  
Upper Toggle Oiler

AWSL-10 Cam Shaft Handwheel

WL-217T Washer

XH200F55  
Carriage Bracket Adjustment Screw

XH200E66  
Frame Support Screw (2)

Figure 4




Figure 4.1






Figure 5




Figure 6




Figure 7




Figure 8

<b>Part Number</b>	<b>Description</b>	<b>Figure</b>
54-363	Diode, Switching	Fig 1
54-445	Roller, Microswitch Mini	Fig 8
54-556	Module, Light for 54-607	Fig 1
54-944	Treadle, Double Foot	Fig 1
60-279	Fitting, Grease	Fig 3
60-279	Fitting, Grease	Fig 8
60-298	Tube, Grease	Fig 8
60-366	Elbow	Fig 8
72-82	Stud, Spring Anchor	Fig 8
7572-48	Cover, Spring	Fig 2
82-109	Stud, Spring Anchor	Fig 8
AWSL-10	Handwheel, Cam Shaft	Fig 4
AWSL-12	Plate, Motor Mounting	Fig 1
AWSL-12	Plate, Motor Mounting	Fig 3
AWSL-13	Spring	Fig 8
AWSL-1392-85	Bracket, Motor	Fig 8
AWSL-24	Shaft	Fig 8
AWSL-37	Guard, Double Foot Treadle	Fig 1
AWSL-83	Holder, Spool	Fig 3
AWSL-83-1	Shaft, Plastic Spool Holder	Fig 2
CL-103J	Collar, Clutch Pin Lever Shaft	Fig 8
CL-67J	Collar, Clutch Pin Lever Shaft	Fig 4.1
DIN-934-m8x1.25	Nut (same as NL-263K)	Fig 5
DIN-934-m8x1.25	Nut (same as NL-263K)	Fig 6
GIT-2017	Box, Machine Tool	Fig 1
GIT-2073	Box, Machine Tool	Fig 4.1
GIT-2113	Post	Fig 1
GIT-2113	Post	Fig 3
GIT-2116	Crank	Fig 1.2
GIT-2121	Bracket	Fig 1.2
GIT-2123	Spacer	Fig 1.2
GIT-2124	Screw, Locating	Fig 1
GUS-130+	Roll, Wire Feed Guide	Fig 2
GUS-51	Wheel, Ratchet	Fig 2
HM-I20	Spring, Take-up	Fig 2
HM-I20	Spring, Take-up	Fig 3
HM-I20	Spring, Take-up	Fig 7
HM-I20	Spring, Take-up	Fig 8
HM-I8-1/2	Spring, Take-up	Fig 7
HM-J1+	Pawl, Spring Take-up	Fig 2
NL-131K	Nut	Fig 2
NL-263K	Nut, Brake Wheel Key (DIN-934-M8x1.25)	Fig 2
NL-263K	Nut, Brake Wheel Key (DIN-934-M8x1.25)	Fig 3
NL-263K	Nut, Brake Wheel Key (DIN-934-M8x1.25)	Fig 6
NL-29M2	Nut, Plate	Fig 1
NL-336K	Nut	Fig 5
NL-383K	Checknut, Eye Bolt	Fig 2
NL-383K	Checknut, Eye Bolt	Fig 6
NL-426K	Checknut, Lower Pincer	Fig 2
NL-553K	Nut, Change Speed	Fig 2
NL-636K	Nut, Wire Feed Cam Lever	Fig 2

NL-666K	Nut	Fig 7
NL-67K	Checknut, Rear Rod	Fig 3
NL-67K	Checknut	Fig 6
NL-816K	Nut, Yoke Hand	Fig 2
NL-816K	Nut, Yoke Hand	Fig 5
NL-884K	Checknut, Yoke Hand	Fig 2
NL-884K	Checknut, Yoke Hand	Fig 5
PL-162P	Pin, Updraw Cam Lever	Fig 5
PL-162P	Pin, Updraw Cam Lever	Fig 7
PL-1658P	Handle, Spring Take-up Pawl	Fig 2
PL-1898P	Pin	Fig 6
PL-4001P	Pin, Latch Fulcrum	Fig 6
PL-4002P	Pin, Driver Operating Cam Lever	Fig 6
PL-4006P	Pin, Link	Fig 6
PL-4009P	Stud, Updraw Cam Lever Roll	Fig 7
PL-4010P	Pin, Updraw Spring Fork Fulcrum	Fig 6
PL-4462P	Rod, Push	Fig 5
PLU-592-1/4"	Cover, Oiler	Fig 5
PLU-592-3/8"	Oiler, Upper Toggle	Fig 4
PLU-592-3/8"	Oiler, Upper Toggle	Fig 5
RL-109G	Roll, Cam Lever	Fig 2
RL-319G	Roll, Cam	Fig 7
RL-485G	Button, Head Cover Dowel	Fig 3
SDL-346Y	Stud, Rod Guide Binding	Fig 6
SDL-835Y	Stud	Fig 7
SDL-977Y	Stud, Cam Lever Fulcrum	Fig 2
SL-16S14	Screw	Fig 1.2
SL-2169V	Screw, Low Bracket	Fig 1
SL-21H39	Screw	Fig 1.2
SL-2204V	Screw	Fig 7
SL-2204V	Screw	Fig 8
SL-2206V	Screw, Plate Clamping	Fig 3
SL-3215V	Stud, Pincer Bar Bearing	Fig 3
SL-3215V	Stud, Pincer Bar Bearing	Fig 5
SL-3215V	Stud, Pincer Bar Bearing	Fig 6
SL-3448V	Screw, Tack Chute	Fig 2
SL-3489V	Screw, Strap Clamping	Fig 3
SL-3550V	Screw, Gauge	Fig 7
SL-3596V	Screw, Wire Guide Wheel	Fig 1
SL-3665V	Screw, Updraw Cam Lever Yoke	Fig 5
SL-3665V	Screw	Fig 7
SL-3748V	Screw, Treadle Rod	Fig 4.1
SL-3809V	Screw	Fig 6
SL-3819V	Screw, Tripping Lever	Fig 2
SL-3865V	Screw, Anvil Lever	Fig 3
SL-4225V	Screw, Push Rod Thumb	Fig 3
SL-4225V	Screw, Push Rod Thumb	Fig 5
SL-4225V	Screw, Push Rod Thumb	Fig 6
SL-4662V	Screw, Oil Strainer	Fig 6
SL-4840V	Screw, Retaining Spring	Fig 6
SL-4942V	Screw, Set Cap Holder	Fig 7
SL-4983V	Screw, Cover Fulcrum	Fig 2

SL-5215V	Screw	Fig 2
SL-6054V	Stud, Wire Feed Cam Lever Roll	Fig 2
SL-6349V	Screw	Fig 5
SL-6350V	Stud, Staple Carrier	Fig 5
SL-6351V	Screw, Overdraw Shaft	Fig 6
SL-7D17	Screw	Fig 8
SL-830V	Screw, Upper Pincer	Fig 2
SL-8710V	Screw, Last Spindle	Fig 1
SL-8747V	Screw	Fig 2
SL-90V	Screw, Arm Clamp	Fig 6
SPGL-1487S	Spring, Anvil Lever	Fig 3
SPGL-2152S	Spring, Updraw	Fig 6
SPGL-2325S	Spring	Fig 8
SPGL-3075S	Spring, Driver Lever	Fig 6
SPGL-82S	Spring, Take-up	Fig 2
URR-225	Screw, Post Adjusting	Fig 1.2
URR-226	Bearing	Fig 1.2
USL-163	Stud, Feed Throw Out	Fig 2
USL-164+	Collar	Fig 8
USL-3012	Tumbler, Jaw Push Rod	Fig 3
USL-337	Tube	Fig 5
USL-396AA	Lever, Updraw	Fig 7
USL-396AA	Lever, Updraw	Fig 8
USL-400	Shaft, Overdraw	Fig 6
USL-424	Shaft, Wire Feed Cam	Fig 3
USL-433+	Spring, Fork Updraw	Fig 2
USL-433+	Fork, Updraw Spring	Fig 5
USL-436	Lever, Updraw Spring	Fig 3
USL-436	Lever, Updraw Spring	Fig 5
USL-439	Holder, Pincer Bar	Fig 3
USL-448	Guide	Fig 6
USL-449	Block, Overdraw Shaft	Fig 7
USL-59	Clamp, Wire Tube	Fig 2
USL-768A	Guard, Driving Spring	Fig 6
USL-992	Screw, Wire Stop	Fig 4
WL-217T	Washer	Fig 4
WL-3008T	Washer	Fig 3
WL-3008T	Washer	Fig 6
WL-3010T	Washer	Fig 4.1
WL-512T	Washer	Fig 1
XH200E64	Screw, Tie Plate	Fig 4.1
XH200E66	Screw, Frame Support	Fig 4
XH200E66	Screw, Rear Frame Support	Fig 4.1
XH200E84	Screw, Beam Clamping	Fig 1
XH200F55	Screw, Carriage Bracket Adjustment	Fig 4
XH600A10	Nut	Fig 8
ZWT-R903	Stand, Last Spindle	Fig 1
ZWT-R911	Spindle, Last	Fig 1

*For parts and service, please contact*

**American & Schoen Machinery Company**

100 Cummings Center, Suite 140A

Beverly, MA 01915 U.S.A.

800.777.2762 • 978.524.0168 • [info@asm-schoen.com](mailto:info@asm-schoen.com)

